



KENT
THE FLAME OF THE FUTURE



AUSTRALIAN OWNED & OPERATED



MADE FOR AUSTRALIA

There's nothing more comforting than sitting in front of a roaring wood fire and enjoying the warmth it brings to your home.

At Kent, we have designed a wide range of heaters to suit any space, style and budget to ensure your family is kept warm on even the coldest nights.

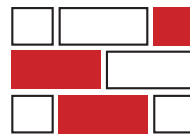
Sleek, modern design or rustic traditional charm – you'll find a Kent wood heater that's right for you.

Kent wood heaters are designed and tested in Australia for the harshest of Australian winters

10 YEAR
FIREBOX STRUCTURAL
WARRANTY
★★★★★



3 speed fan control helps circulate heat. Available on all convection heaters



Firebox is lined with **firebricks** or **SKAMOLEX™**



Self-cleaning large door glass for an unobstructed view of your fire

Kent heaters are more efficient than ever and better for you and the environment!

Our range of heaters burn up to 2 times cleaner than the national standard for emissions. Plus, the increased efficiency means your heater will burn less fuel to heat your home.

Installation

We strongly recommend the use of a Maxiheat flue system and professional installation. Maxiheat flue systems are designed, tested in Australia to meet the relevant Standard AS/NZS 2918. It is important to check local regulations prior to installation as well as specifications provided in the instruction manual. For more information visit our website (www.kentwoodheaters.com.au)

KENT
THE FLAME OF THE FUTURE

Fairlight

KTFL17MB

Freestanding

Product Specifications

Heater: 780H x 981W x 496D mm

Bench: 315H x 1190W x 496D mm

Coverage: up to 300m²

Peak Heat Output: 14.9kW

Burn Time: up to 8.5 hours

Maximum Log Size: 330-700mm

Construction: 5mm steel firebox with Skamolex™ lining

Baffle: 25mm Skamolex baffle

Fan: 2 x single barrel 3 speed remote controlled fans

Firebox Size: 0.06m³

Warranty: 10 Year Firebox
Zero Clearance

Touch button
dual fans with
remote control

BurnWise An initiative of the Australian
Home Heating Association

EFFICIENCY

This model	67%
Australian Standard	>60%

PARTICLE EMISSIONS

This model	0.7g/kg
Australian Standard	<1.5g/kg

Modern landscape design

Insert

KTFLIN17MB

Product Specifications

Coverage: up to 280m²

Peak Heat Output: 10.9kW

Burn Time: up to 8 hours

Maximum Log Size: 330-700mm

Construction: 5mm steel firebox with SKAMOLEX™ lining

Firebox Size: 0.06m³

Baffle: 25mm Skamolex baffle

Fan: 2 x single barrel 3 speed remote controlled fans

Warranty: 10 Year Firebox
Zero Clearance

BurnWise An initiative of the Australian
Home Heating Association

EFFICIENCY

This model	60%
Australian Standard	>60%

PARTICLE EMISSIONS

This model	0.7g/kg
Australian Standard	<1.5g/kg

Calisto

Striking in design with minimalist lines, the 'Calisto' series will add a touch of modern style to any home.

This stunning range features some of the cleanest burning models on the market, burning up to 2 times cleaner than the national standard for emissions.

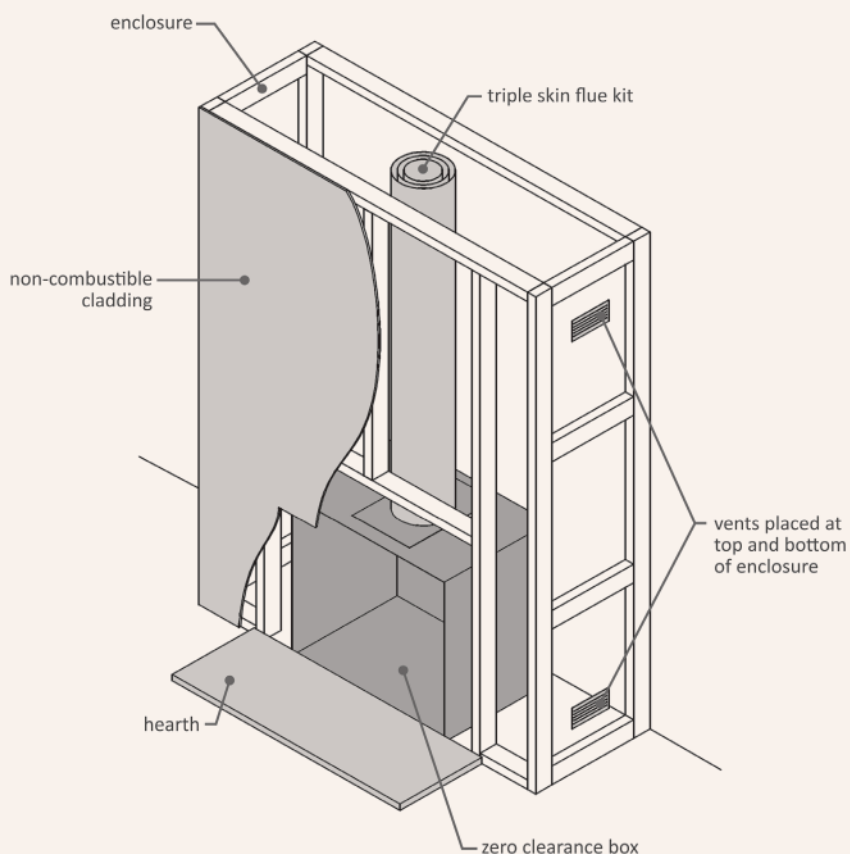


Zero Clearance installation

Transform a dull blank wall into a magnificent fireplace without major structural alterations or existing brick chimney. Simply purchase a Zero Clearance box and flue kit (MXZEROBX + MXFK3Z) with any Kent Calisto heater and enjoy the benefits of a built in fireplace without the extensive construction.

Refer to instruction manual or website (www.kentwoodheaters.com.au) for additional information, including minimum clearances and hearth specifications.

* Drawing is a guide only



Small Insert

KTCASMLIN18MB

Product Specifications

Coverage: up to 180m²
Peak Heat Output: 9.7kW
Burn Time: up to 6 hours
Maximum Log Size: 320mm
Construction: 6mm steel firebox
Firebox Size: 0.04m³
Baffle: 25mm Skamolex baffle
Fan: Push button 3 speed
factory fitted
Warranty: 10 Year Firebox
Zero Clearance compatible^{MXZEROBX}



BurnWise

An initiative of the Australian Home Heating Association

EFFICIENCY	This model	70%
	Australian Standard	>60%
PARTICLE EMISSIONS	This model	1.0g/kg
	Australian Standard	<1.5g/kg

Recommended Hearth: Maxiheat Insert Hearth (MXTHINSBLK/GRY)

Small

KTCASML18MB

Product Specifications

886H x 609W x 508D mm
Coverage: up to 200m²
Peak Heat Output: 12.1kW
Burn Time: up to 7 hours
Maximum Log Size: 320mm
Construction: 6mm steel firebox
Firebox Size: 0.04m³
Baffle: 25mm Skamolex baffle
Fan: Push button 3 speed
factory fitted
Warranty: 10 Year Firebox



BurnWise

An initiative of the Australian Home Heating Association

EFFICIENCY	This model	69%
	Australian Standard	>60%
PARTICLE EMISSIONS	This model	0.7g/kg
	Australian Standard	<1.5g/kg

Recommended Hearth: Maxiheat 1m Tiled Hearth (MXTH1BLK2/GRY)

Medium Insert

KTCAMEDIN18MB

Product Specifications

Coverage: up to 280m²
Peak Heat Output: 10.8kW
Burn Time: up to 7.5 hours
Maximum Log Size: 370mm
Construction: 6mm steel firebox
Firebox Size: 0.07m³
Baffle: 25mm Skamolex baffle
Fan: Push button 3 speed
factory fitted
Warranty: 10 Year Firebox
Zero Clearance compatible^{MXZEROBX}



BurnWise

An initiative of the Australian Home Heating Association

EFFICIENCY	This model	62%
	Australian Standard	>60%
PARTICLE EMISSIONS	This model	0.9g/kg
	Australian Standard	<1.5g/kg

Recommended Hearth: Maxiheat Insert Hearth (MXTHINSBLK/GRY)

Medium

KTCAMED18MB

Product Specifications

936H x 669W x 558D mm
Coverage: up to 300m²
Peak Heat Output: 12.3kW
Burn Time: up to 8.5 hours
Maximum Log Size: 370mm
Construction: 6mm steel firebox
Firebox Size: 0.07m³
Baffle: 25mm Skamolex baffle
Fan: Push button 3 speed
factory fitted
Warranty: 10 Year Firebox



BurnWise

An initiative of the Australian Home Heating Association

EFFICIENCY	This model	75%
	Australian Standard	>60%
PARTICLE EMISSIONS	This model	0.6g/kg
	Australian Standard	<1.5g/kg

Recommended Hearth: Maxiheat 1m Tiled Hearth (MXTH1BLK2/GRY)

Large Insert

KTCALGEIN18MB

Product Specifications

Coverage: up to 300m²
Peak Heat Output: 16.6kW
Burn Time: up to 8 hours
Maximum Log Size: 370mm
Construction: 6mm steel firebox
Firebox Size: 0.1m³
Baffle: 25mm Skamolex baffle
Fan: Push button 3 speed
factory fitted
Warranty: 10 Year Firebox
Zero Clearance compatible^{MXZEROBX}



BurnWise

An initiative of the Australian Home Heating Association

EFFICIENCY	This model	63%
	Australian Standard	>60%
PARTICLE EMISSIONS	This model	0.7g/kg
	Australian Standard	<1.5g/kg

Recommended Hearth: Maxiheat Insert Hearth (MXTHINSBLK/GRY)

Large

KTCALGE18MB

Product Specifications

986H x 769W x 558D mm
Coverage: up to 320m²
Peak Heat Output: 16.6kW
Burn Time: up to 9.5 hours
Maximum Log Size: 370mm
Construction: 6mm steel firebox
Firebox Size: 0.1m³
Baffle: 25mm Skamolex baffle
Fan: Push button 3 speed
factory fitted
Warranty: 10 Year Firebox



BurnWise

An initiative of the Australian Home Heating Association

EFFICIENCY	This model	64%
	Australian Standard	>60%
PARTICLE EMISSIONS	This model	0.7g/kg
	Australian Standard	<1.5g/kg

Recommended Hearth: Maxiheat 1.2m Tiled Hearth (MXTH12BLK2/GRY)

Country Classic MKII



Country Classic MKII

KTCC19MB

Product Specifications

840H x 737W x 567D mm
Coverage: up to 300m²
Peak Heat Output: 17.3kW
Burn Time: up to 8.5 hours
Maximum Log Size: 390mm
Construction: 6mm steel firebox
Firebox Size: 0.09m³
Baffle: 8mm steel
Fan: 3 speed factory fitted
Warranty: 10 Year Firebox

BurnWise <small>An initiative of the Australian Home Heating Association</small>		
EFFICIENCY	This model	76%
	Australian Standard	>60%
PARTICLE EMISSIONS	This model	0.7g/kg
	Australian Standard	<1.5g/kg

Recommended Hearth: Maxiheat 1.2 Tiled Hearth (MXTH12BLK2/GRY)



This minimalistic designed wood heater is perfect for heating medium to large sized spaces. The large glass viewing window will ensure everyone enjoys a view of the crackling fire.

Somerset MKII

KTSM19MB

Product Specifications

790H x 677W x 517D mm
Coverage: up to 200m²
Peak Heat Output: 10.9kW
Burn Time: up to 8 hours
Maximum Log Size: 370mm
Construction: 6mm steel firebox
Firebox Size: 0.06m³
Baffle: 8mm steel
Fan: 3 speed factory fitted
Warranty: 10 Year Firebox

BurnWise <small>An initiative of the Australian Home Heating Association</small>		
EFFICIENCY	This model	72%
	Australian Standard	>60%
PARTICLE EMISSIONS	This model	1.0g/kg
	Australian Standard	<1.5g/kg

Recommended Hearth: Maxiheat 1.2 Tiled Hearth (MXTH12BLK2/GRY)



Perfect for heating small to medium sized spaces. Constructed of solid 6mm steel, this Kent wood heater is strong and efficient.

Jindabyne

KTJB16K

Product Specifications

785H x 560W x 525D mm
Coverage: up to 180m²
Peak Heat Output: 13.3kW
Burn Time: up to 7.5 hours
Maximum Log Size: 370mm
Construction: 6mm steel firebox
Firebox Size: 0.06m³
Baffle: 8mm steel
Warranty: 10 Year Firebox

BurnWise <small>An initiative of the Australian Home Heating Association</small>		
EFFICIENCY	This model	69%
	Australian Standard	>60%
PARTICLE EMISSIONS	This model	1.2g/kg
	Australian Standard	<1.5g/kg

Recommended Hearth: Maxiheat 1 Tiled Hearth (MXTH1BLK2/GRY) when using Maxiheat Flue Kit with double shield (MXFKT3K)



Perfect for smaller spaces, the Jindabyne is rustic in design. The included trivet accessory is perfect for cooking soups and stews or boiling the kettle.

Clearances

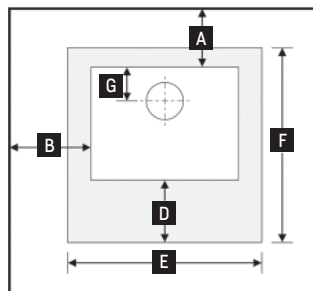
FREESTANDING HEATERS All measurements are in mm		Rear Wall	Side Wall	Corners	Hearth Front	Hearth Min Dimensions		Rear to Flue Centre
		A	B	C	D	Width	Depth	G
FAIRLIGHT*	Maxiheat Standard Metallic Black Default Flue Kit (includes double shields) ^{MXFKT3MB}	200	300					
	Maxiheat Decromesh Metallic Black Default Flue Kit (inner & outer shields) ^{MXFKDEC3MB + MXRSIS2 + MXRSOB2}	200	300	25	400	1190	900	179
	Maxiheat Non-Perforated Metallic Black Flue Kit (inner & outer shields) ^{MXFKSD3MB + MXRSOB2}	200	300					
		200	300					
COUNTRY CLASSIC MKII	Maxiheat Standard Metallic Black Default Flue Kit (includes double shields) ^{MXFKT3MB + MXRSOB2}	200		70				
	Maxiheat Decromesh Metallic Black Default Flue Kit ^{MXFKDEC3MB}	200	325	100	300	1049	885	199
	Maxiheat Non-Perforated Metallic Black Flue Kit (includes inner shield) ^{MXFKSD3MB}	250		100				
		250						
SOMERSET MKII	Maxiheat Standard Metallic Black Default Flue Kit (includes double shields) ^{MXFKT3MB}	200	450			999		
	Maxiheat Decromesh Metallic Black Default Flue Kit (with flue spigot shield - included) ^{MXFKDEC3MB}	200	325	100	300	999	885	199
	Maxiheat Non-Perforated Metallic Black Flue Kit (includes inner shield) ^{MXFKSD3MB}	250	325			1049		
		250						
JINDABYNE	Maxiheat Standard Default Stainless Kit ^{MXFKT3SS}	475						
	Maxiheat Standard Default Stainless Flue Kit with single shield ^{MXFKT3SS + MXRSIS2}	250	800	525	300	850	850	175
	Maxiheat Decromesh Default Flue Kit ^{MXFKDEC3K}	250						
	Maxiheat Standard Default Stainless Flue Kit with double shields ^{MXFKT3SS + MXRSIS2 + MXRSOB2}	150						
CALISTO SMALL	Maxiheat Decromesh Metallic Black Default Flue Kit ^{MXFKDEC3MB}	70	135	10	300	875	878	182
	Maxiheat Non-Perforated Metallic Black Flue Kit (includes inner shield) ^{MXFKSD3MB}		150			890		
CALISTO MEDIUM	Maxiheat Decromesh Metallic Black Default Flue Kit ^{MXFKDEC3MB}	70	240	50	300	935	928	182
	Maxiheat Non-Perforated Metallic Black Flue Kit (includes inner shield) ^{MXFKSD3MB}							
CALISTO LARGE	Maxiheat Decromesh Metallic Black Default Flue Kit (outer shield) ^{MXFKDEC3MB + MXRSOB2}	150	400	200	470	1035	1178	182
	Maxiheat Non-Perforated Metallic Black Flue Kit (includes inner shield) ^{MXFKSD3MB}							

* Refer to Kent Fairlight instruction manual for additional hearth specifications. The hearth must be 40mm thick. We recommend using the Maxiheat Square Tiled Hearth (MXTHSQ12BLK/GRY) or equivalent.

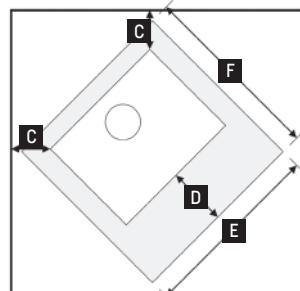
With all freestanding and inbuilt heaters, use a non-combustible hearth to protect your flooring and its surrounding area.

Refer to instruction manual or website (www.kentwoodheaters.com.au) for additional information, including minimum clearances and hearth specifications.

STANDARD INSTALLATION FREESTANDING



CORNER INSTALLATION FREESTANDING



Insert Dimensions

INSERT HEATERS All measurements are in mm	Fascia (mm)		Cabinet (mm)			Hearth (mm)	Rear of Fascia to Centre Flue
	Height	Width	Height	Width	Depth		
FAIRLIGHT INSERT ZERO CLEARANCE	626	1145	651	1071	550	600[D] x 1200[W] x 56 thick including a 15mm air gap [MXTHINSBLK/GRY or equivalent]	292
CALISTO SMALL INSERT	696	761	625	580	416		268
CALISTO SMALL ZERO CLEARANCE	696	761	817	838	578		268
CALISTO MEDIUM INSERT	746	821	675	640	466		318
CALISTO MEDIUM ZERO CLEARANCE	746	821	817	838	578		318
CALISTO LARGE INSERT	796	921	725	740	466		318
CALISTO LARGE ZERO CLEARANCE	796	921	817	838	578		318

Refer to Instruction manual for installation specifications such as clearances to combustible materials and hearth construction. Peak heat output and burn times may vary depending on fuel type, moisture content and loading. Kent wood heaters have been tested with Maxiheat flue systems and comply with the MOST RECENT Australian Standards ASNZS2918. Heating output may vary depending on climate conditions and house design.

All insert heaters must be installed in a full masonry cavity as per the MOST RECENT Australian Standards ASNZS2918. All Kent insert wood heaters have been tested with a 56mm thick hearth which includes a 15mm air gap. Details provided in this brochure regarding the installation of a Zero Clearance system are for information purposes only and should not be relied upon as full installation instructions. Due to on-going product development, details and specifications for the wood heater collection may be subject to change without notice. Please check with your local retailer.

YOUR KENT DEALER



Australian Home Heating Association Inc.



Kent wood heaters proudly support the activities of Landcare Australia through its membership of the AHHA

KENT
THE FLAME OF THE FUTURE

GLG Australia Pty Ltd
Building A2, Campus Business Park
350-374 Parramatta Rd, Homebush NSW 2140
Ph 02 9735 4100 info@kentwoodheaters.com.au
www.kentwoodheaters.com.au